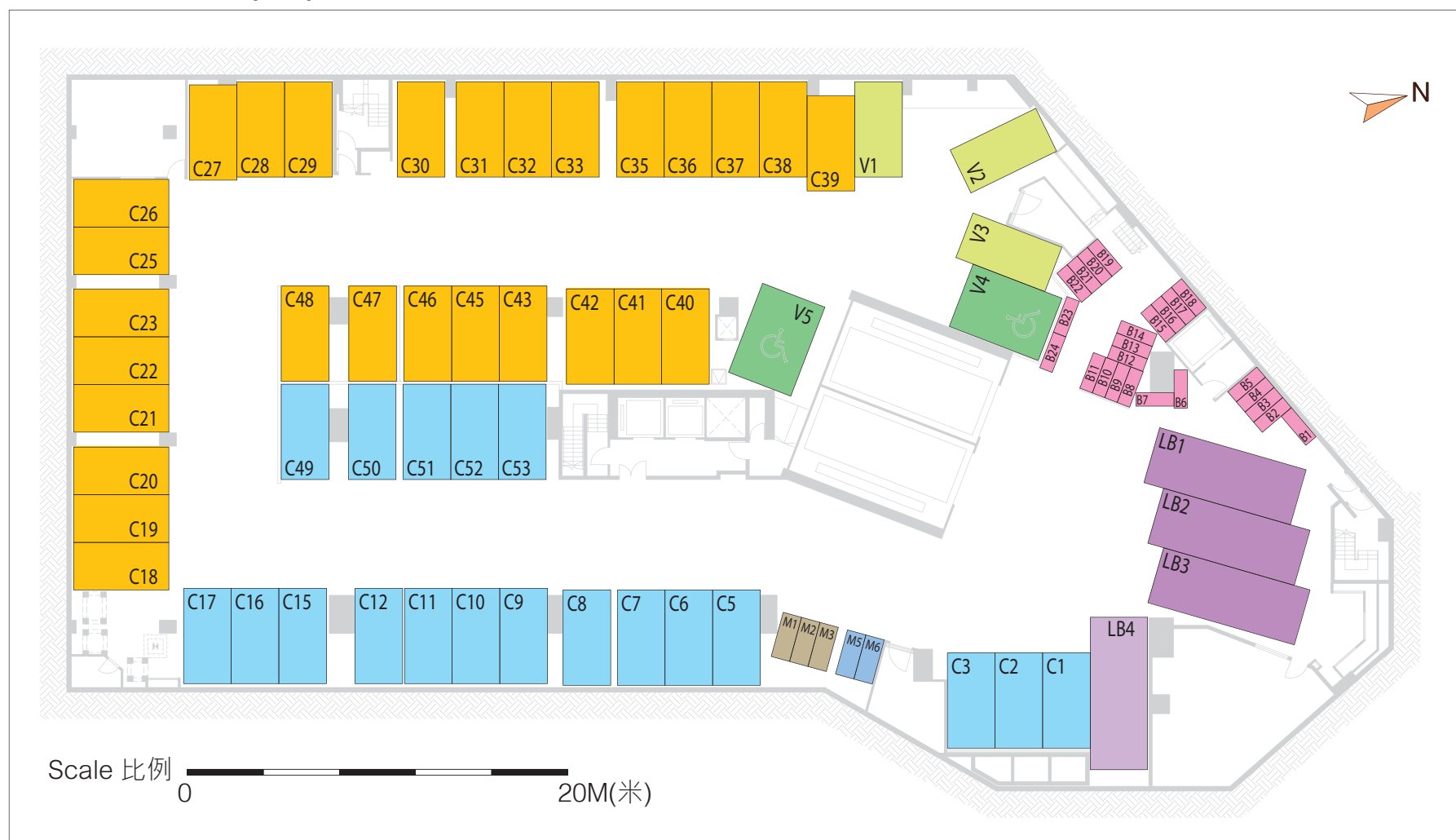


Basement Floor (B/F) 地庫



Number, Dimensions and Area of Parking Spaces on the Basement Floor of the Development:
物業地庫停車位數目、尺寸及面積:

Category of Parking Space 車位類別	Number 數目	Dimensions (LxW) (m) 尺寸 (長X寬) (米)	Area of each parking space (sq.m.) 每個停車位面積 (平方米)
Residential Parking Spaces 住宅停車位	28	5 x 2.5	12.5
Commercial Parking Spaces 商業停車位	19	5 x 2.5	12.5
Visitor Parking Spaces 訪客停車位	3	5 x 2.5	12.5
Disabled / Visitor Parking Space 傷健人士 / 訪客停車位	2	5 x 3.5	17.5
Residential Motorcycle Parking Spaces 住宅電單車停車位	3	2.4 x 1	2.4





Category of Parking Space 車位類別	Number 數目	Dimensions (LxW) (m) 尺寸 (長X寬) (米)	Area of each parking space (sq.m.) 每個停車位面積 (平方米)
Commercial Motorcycle Parking Spaces 商業電單車停車位	2	2.4 x 1	2.4
Bicycle Parking Spaces 單車停車位	24	2 x 0.7	1.4
Light Bus Parking Spaces for DCCE* 長者日間護理中心輕型巴士停車位	3	8 x 3	24
Light Bus Parking Space for RCHE* 安老院輕型巴士停車位	1	8 x 3	24

*DCCE = Day Care Centre for the Elderly 長者日間護理中心;
RCHE = Residential Care Home for the Elderly 安老院

Ground Floor (G/F) 地下



Number, Dimensions and Area of Parking Spaces on the Ground Floor of the Development:
物業地下停車位數目、尺寸及面積:

Category of Parking Space 車位類別	Number 數目	Dimensions (LxW) (m) 尺寸 (長X寬) (米)	Area of each parking space (sq.m.) 每個停車位面積 (平方米)
 Lay-By for Taxi/Ambulance & Light Bus for DCCE* & RCHE* 長者日間護理中心及安老院的士/救護車及輕型巴士上落客用停車處	1	9 x 3	27
 Waiting Area (B/F Carpark) 候車處 (供地庫停車用)	1	8 x 3	24
 Residential Loading and Unloading Space 住宅上落貨車位	1	11 x 3.5	38.5
 Commercial Loading and Unloading Spaces 商業上落貨車位	5	11 x 3.5	38.5

*DCCE = Day Care Centre for the Elderly 長者日間護理中心;
RCHE = Residential Care Home for the Elderly 安老院